



District Report Card: 2017


State: Punjab	District: Moga
Class: 8	Subject: Language
Schools: 51	Students: 1104


Participation/Coverage


Students

GENDER 	Boys		Girls	
	Number	%	Number	%
	543	49.18	561	50.82

AREA 	Rural		Urban	
	Number	%	Number	%
	935	84.69	169	15.31

CATEGORY 	SC		ST		OBC		GEN	
	Number	%	Number	%	Number	%	Number	%
	826	74.82	9	0.82	122	11.05	147	13.32

CWSN 	LD	VI	HI	S&LD	ID	Oth
	1	3	2	3	0	16

Management 	Government		Government-aided	
	Number	%	Number	%
	1036	93.84	68	6.16

Average Performance of Students in Language (%)

Overall	Gender		Area		Management		Social Group			
	Male	Female	Rural	Urban	Govt.	Aided	SC	ST	OBC	GEN
49.51	48.51	50.48	49.42	50.02	49.49	49.90	48.05	43.70	57.05	51.79

Performance on Learning Outcomes (LOs)

Learning Outcomes	Description	Average Performance(%)
L813	Read textual/non-textual materials with comprehension and identifies the details, characters, main idea and sequence of ideas and events while reading	49.51

Range of Performance of Students who Answered Correctly							
Below 30%		30% - 50%		50% - 75%		Above 75%	
Number	%	Number	%	Number	%	Number	%
182	16.49	412	37.32	393	35.60	117	10.60

Lowest Performing Learning Outcomes (LOs)

1 - Read textual/non-textual materials with comprehension and identifies the details, characters, main idea and sequence of ideas and events while reading (49.51)